

BEST-EX, INC.

“PRESCREENS”

For use with Centri Precleaner in High Debris applications



#1 AIR Precleaner for Diesel Engine Applications

Form screen into cone shape with ends overlapping approximately 2”.

While holding screen in a cone shape, feed black nylon cable tie through finished loop on large end of cone. Feed nylon tie with rough side facing toward the inside of the screen.

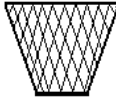

Open ends of screen to allow intake tube inside, and place top edge of prescreen over lip of CENTRI® Precleaner hood. Overlap end of screen with trimmed top underneath finished edge.


Insert tapered end of black cable tie into locking end, and pull tapered end through until prescreen is secured tightly to the CENTRI® Precleaner hood lip.

Place tension springs approximately 2” from top and bottom edges of prescreen.

Note: Part Numbers 45-4030, 45-4040, and 45-4050 have 1 spring only.

Place in center of prescreen

PRE-SCREENS			LOW PROFILE PRE-SCREEN				
PART #	MODEL	O.D	HEIGHT	PART #	MODEL	O.D	HEIGHT
45-4030	EX-40	3	6	46-4040	EX-40	4	2.5
45-4040	EX-40	4	6	46-5050	EX-50	5	3
45-4050	EX-40	5	6	46-6060	EX-60	6	3
45-5040	EX-50	4	8	46-7070	EX-70	7	3
45-5050	EX-50	5	8	46-8070	EX-80	7	3
45-5060	EX-50	6	8				
45-6050	EX-60	5	8				
45-6060	EX-60	6	8				
45-6070	EX-60	7	8				
45-7060	EX-70	6	8				
45-7070	EX-70	7	8				
45-7080	EX-70	8	8				
45-8080	EX-80	8	8				
45-8070	EX-80	8	8				



BEST-EX, INC.

820 Industrial Court • P.O. Box 454
Baraboo, WI 53913-0454

(608) 356-4882

Toll-Free: (800) 356-4882 • Fax: (608) 356-4883

